



TRANSMISSIONS

Mechanical Power Transmission

## Dunlop BTL Ltd

European Distribution Centre  
MPT House  
Brunswick Road  
Cobbs Wood Industrial Estate  
Ashford, Kent. UK  
TN23 1EL

### Contact us

-  +44 (0)1233 663340
-  +44 (0)1233 664440
-  [sales@dunlopbt.com](mailto:sales@dunlopbt.com)
-  [www.dunlopbt.com](http://www.dunlopbt.com)

### Manufacturing Facilities

UNITED KINGDOM

FRANCE

GERMANY

ITALY

SPAIN

POLAND

CZECH REPUBLIC

SLOVAKIA

SERBIA

CHINA

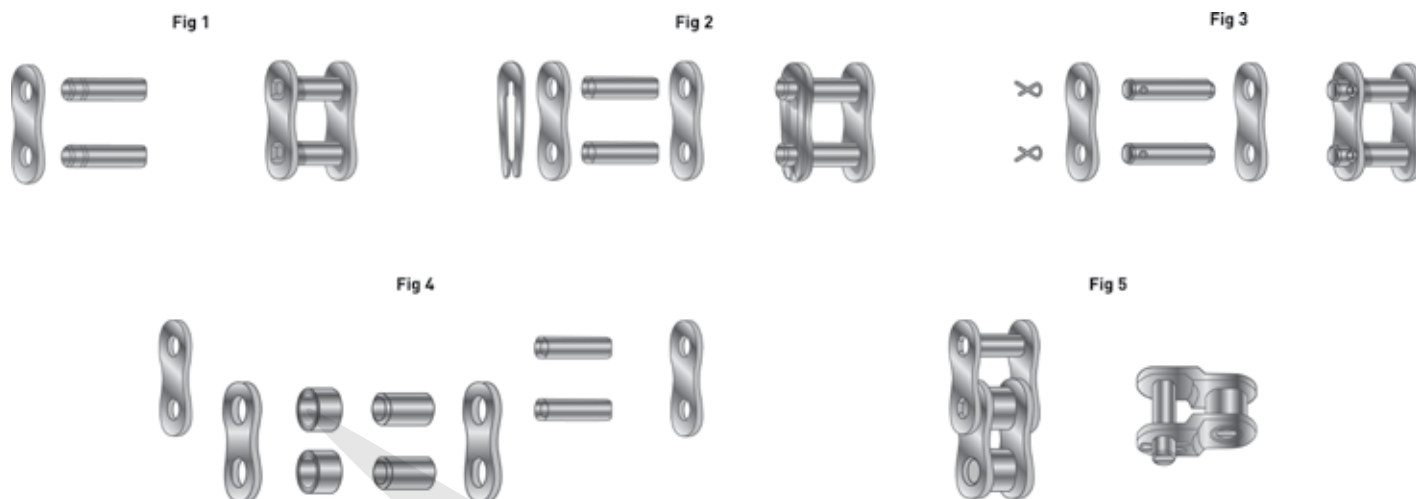
USA



Engineering Data	160
British Standard Roller Chain	162
American Standard Roller Chain	163
Straight Side Plate Roller Chain	166
Stainless Steel Roller Chain	168
Nickel Plated Roller Chain	168
Zinc Plated Roller Chain	169



ENGINEERING DATA



The main components of a roller-type transmission chain are shaped side plates, roller bearing pins and rollers. The distance between the centre of two pins determines the chains pitch.

Accessories available are connecting links and single or double offset links, to connect these parts to the chain, spring clips or alternatively cotter pins are required. Fig. 1 shows a chains pitch, Fig. 2 shows a spring clip connecting link, and Fig. 3 shows a cotter pin connecting link. Fig. 4 shows external and internal side plate alternation and Fig. 5 shows a single and a double offset-link.

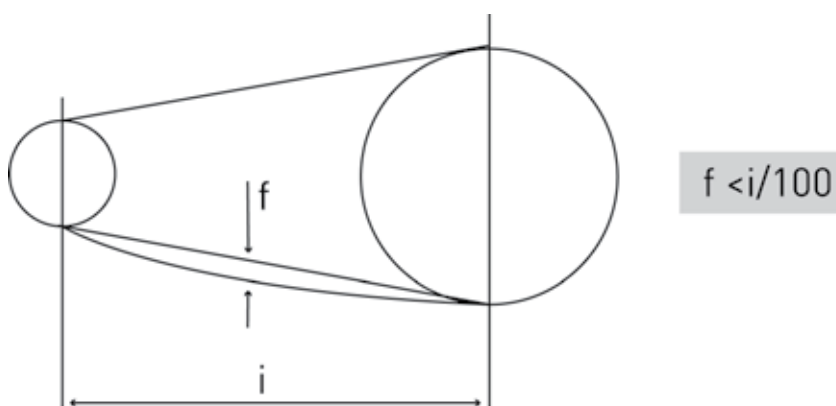
British standard roller chains refer to the ISO/R 606-1982 (DIN 8187) while American standard roller chains refer to ANSI (DIN 8188). Chains are usually supplied in the most commonly requested pitches and are boxed and packed in 5 metre rolls or 50 metre coils, cut lengths of roller chain are available to customer length requirements.

**LENGTH** - The number of pitches is always odd.

**CONNECTING LINK** - The connecting link is used to connect and close the chain length into a ring, the number of pitches then become even.

**OFFSET LINK** - When an offset link is inserted, the number of pitches becomes odd, but the chain cannot close into a ring.

DESIGN CRITERIA



**DESIGN CRITERIA continued**

- 1) The centre-to-centre distance between the driving and driven wheels must allow the chain to wind around the driving wheel for a circle arc of at least of 120°.
- 2) Appropriate chain tension gives good transmission, it maybe necessary to use idler sprockets to maintain the chains tension.
- 3) As well as ensuring correct performance, lubrication prevents chain wear. The speed and dimensions of the chain are what dictate the type of lubrication required.

Chain example	Speed up to	System
3/8"	1 Mtr/sec	manual
1"	1 Mtr/sec	drop type
3/8"	2 Mtr/sec	drop type
1"	2 Mtr/sec	oil bath
3/8"	10 Mtr/sec	forced lubrication
1"	6 Mtr/sec	forced lubrication

4) Determination of the chain length (theoretical):

$$S_v = 2 \frac{l}{p} + \left( \frac{Z_1 + Z_2}{2} \right) + \left[ \left( \frac{Z_2 - Z_1}{2\pi} \right)^2 \times \frac{p}{l} \right]$$


Sv = chain length


l = centre-to-centre distance

Z1 = Driving wheel teeth

Z2 = Driven wheel teeth

p = pitch





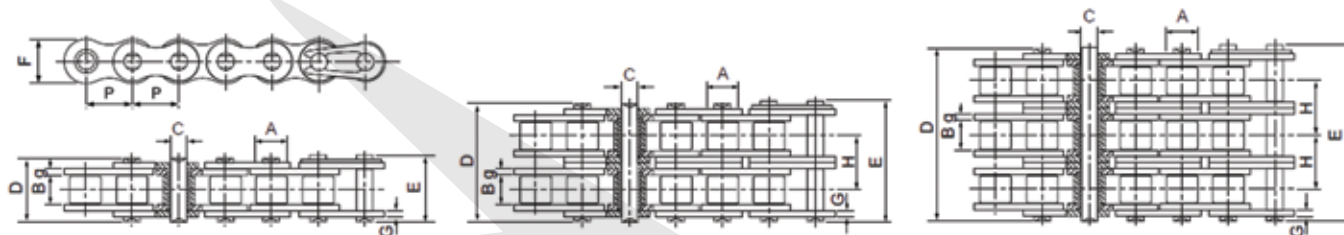
## ROLLER CHAIN DIN8187-ISO/R 606

### Description

Roller chains are manufactured to internationally recognised standards. European standards refer to the ISO/R 606-1982 (DIN 8187) while American standards refer to ANSI (DIN 8188).

Roller chains are available in simplex (-1), duplex (-2) and triplex (-3) and in a varying range of materials and plating options, such as stainless steel (SS), nickel plated (NP) and zinc plated (ZP).

Attachments are also available along with connecting links (CL) and single (OL) and double (DOL) offset links.

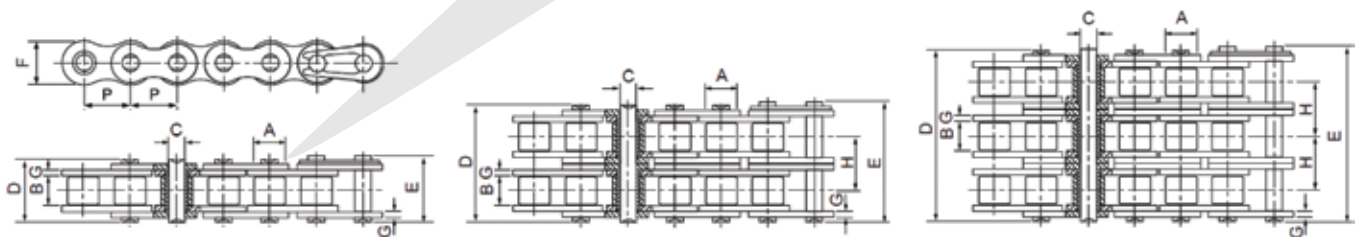


### BRITISH STANDARD ROLLER CHAIN

ISO Chain No.	Pitch	Roller Diameter	Width between inner plates	Pin Diameter	Pin Length		Inner Plates Height	Plate thickness	Transverse Pitch	Minimum tensile strength	Average Tensile Strength	Weight per metre
	P mm	A mm	B mm	C mm	D mm	E mm	F mm	g/G mm	H mm	kN mm	kN mm	kg/m
<b>SIMPLEX</b>												
<b>04B-1</b>	6.000	4.00	2.80	1.85	6.80	7.80	5.00	0.60	-	3.00	3.20	0.11
<b>05B-1</b>	8.000	5.00	3.00	2.31	8.20	8.90	7.10	0.80	-	5.00	5.90	0.20
<b>06B-1*</b>	9.525	6.35	5.72	3.28	13.15	14.10	8.20	1.30	-	9.00	10.40	0.41
<b>08B-1</b>	12.700	8.51	7.75	4.45	16.70	18.20	11.80	1.60	-	18.00	19.40	0.69
<b>10B-1</b>	15.875	10.16	9.65	5.08	19.50	20.90	14.70	1.70	-	22.40	27.50	0.93
<b>12B-1</b>	19.050	12.07	11.68	5.72	22.50	24.20	16.00	1.85	-	29.00	32.20	1.15
<b>16B-1</b>	25.400	15.88	17.02	8.28	36.10	37.40	21.00	4.15/3.1	-	60.00	72.80	2.71
<b>20B-1</b>	31.750	19.05	19.56	10.19	41.30	45.00	26.40	4.5/3.5	-	95.00	106.70	3.70
<b>24B-1</b>	38.100	25.40	25.40	14.63	53.40	57.80	33.20	6.0/4.8	-	160.00	178.00	7.10
<b>28B-1</b>	44.450	27.94	30.99	15.90	65.10	69.50	36.70	7.5/6.0	-	200.00	222.00	8.50
<b>32B-1</b>	50.800	29.21	30.99	17.81	66.00	71.00	42.00	7.0/6.0	-	250.00	277.50	10.25
<b>40B-1</b>	63.500	39.37	38.10	22.89	82.20	89.20	52.96	8.5/8.0	-	355.00	394.00	16.35
<b>48B-1</b>	76.200	48.26	45.72	29.24	99.10	107.00	63.80	12/10	-	560.00	621.60	25.00
<b>DUPLEX</b>												
<b>05B-2</b>	8.000	5.00	3.00	2.31	13.90	14.50	7.10	0.80	5.64	7.80	10.20	0.33
<b>06B-2*</b>	9.525	6.35	5.72	3.28	23.40	24.40	8.20	1.30	10.24	16.90	18.70	0.77
<b>08B-2</b>	12.700	8.51	7.75	4.45	31.20	32.20	11.80	1.60	13.92	32.00	38.70	1.34
<b>10B-2</b>	15.875	10.16	9.65	5.08	36.10	37.50	14.70	1.70	16.59	44.50	56.20	1.84
<b>12B-2</b>	19.050	12.07	11.68	5.72	42.00	43.60	16.00	1.85	19.46	57.80	66.10	2.31
<b>16B-2</b>	25.400	15.88	17.02	8.28	68.00	69.30	21.00	4.15/3.1	31.88	106.00	133.00	5.42
<b>20B-2</b>	31.750	19.05	19.56	10.19	77.80	81.50	26.40	4.5/3.5	36.45	170.00	211.20	7.20
<b>24B-2</b>	44.450	25.40	25.40	14.63	101.70	106.20	33.20	6.0/4.8	48.36	280.00	319.20	13.40
<b>28B-2</b>	50.800	27.94	30.99	15.90	124.60	129.10	36.70	7.5/6.0	59.56	360.00	406.80	16.60

**BRITISH STANDARD ROLLER CHAIN continued**

ISO Chain No.	Pitch	Roller Diameter	Width between inner plates	Pin Diameter	Pin Length		Inner Plates Height	Plate thickness	Transverse Pitch	Minimum tensile strength	Average Tensile Strength	Weight per metre
	P mm	A mm	B mm	C mm	D mm	E mm	F mm	g/G mm	H mm	kN mm	kN mm	kg/m
<b>DUPLEX</b>												
05B-2	8.000	5.00	3.00	2.31	13.90	14.50	7.10	0.80	5.64	7.80	10.20	0.33
06B-2*	9.525	6.35	5.72	3.28	23.40	24.40	8.20	1.30	10.24	16.90	18.70	0.77
08B-2	12.700	8.51	7.75	4.45	31.20	32.20	11.80	1.60	13.92	32.00	38.70	1.34
10B-2	15.875	10.16	9.65	5.08	36.10	37.50	14.70	1.70	16.59	44.50	56.20	1.84
12B-2	19.050	12.07	11.68	5.72	42.00	43.60	16.00	1.85	19.46	57.80	66.10	2.31
16B-2	25.400	15.88	17.02	8.28	68.00	69.30	21.00	4.15/3.1	31.88	106.00	133.00	5.42
20B-2	31.750	19.05	19.56	10.19	77.80	81.50	26.40	4.5/3.5	36.45	170.00	211.20	7.20
24B-2	44.450	25.40	25.40	14.63	101.70	106.20	33.20	6.0/4.8	48.36	280.00	319.20	13.40
28B-2	50.800	27.94	30.99	15.90	124.60	129.10	36.70	7.5/6.0	59.56	360.00	406.80	16.60
32B-2	50.800	29.21	30.99	17.81	124.60	129.60	42.00	7.0//6.0	58.55	450.00	508.50	21.00
40B-2	63.500	39.37	38.10	22.89	154.50	161.50	52.96	8.5/8.0	72.29	630.00	711.90	32.00
48B-2	76.200	48.26	45.72	29.24	190.40	198.20	63.80	12/10	91.21	1000.00	1130.00	50.00
<b>TRIPLEX</b>												
05B-3	8.000	5.00	3.00	2.31	19.50	20.20	7.10	0.80	5.64	11.10	13.80	0.48
06B-3*	9.525	6.35	5.72	3.28	33.50	34.60	8.20	1.30	10.24	24.90	30.10	1.16
08B-3	12.700	8.51	7.75	4.45	45.10	46.10	11.80	1.60	13.92	47.50	57.80	2.03
10B-3	15.875	10.16	9.65	5.08	52.70	54.10	14.70	1.70	16.59	66.70	84.50	2.77
12B-3	19.050	12.07	11.68	5.72	61.50	63.10	16.00	1.85	19.46	86.70	101.80	3.46
16B-3	25.400	15.88	17.02	8.28	99.80	101.20	21.00	4.15/3.1	31.88	160.00	203.70	8.13
20B-3	31.750	19.05	19.56	10.19	114.20	117.90	26.40	4.5/3.5	36.45	250.00	290.00	10.82
24B-3	38.100	25.40	25.40	14.63	150.10	154.60	33.20	6.0/4.8	48.36	425.00	493.00	20.10
28B-3	44.450	27.94	30.99	15.90	184.20	188.70	36.70	7.5/6.0	59.56	530.00	609.50	24.92
32B-3	50.800	29.21	30.99	17.81	183.20	188.20	42.00	7.0/6.0	58.55	670.00	770.50	31.56
40B-3	63.500	39.37	38.10	22.89	226.80	233.80	52.96	8.5/8.0	72.29	950.00	1092.50	48.10
48B-3	76.200	48.26	45.72	29.24	281.60	289.40	63.80	12/10	91.21	1500.00	1710.00	75.00



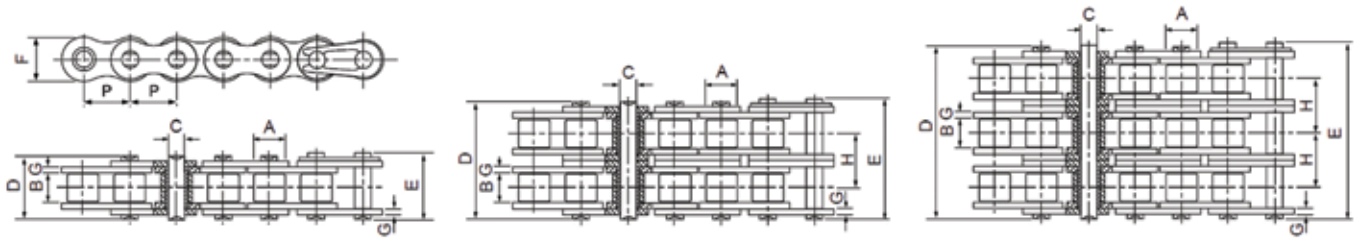
**AMERICAN STANDARD ROLLER CHAIN**

Part No.	Pitch	Roller Diameter	Width between inner plates	Pin Diameter	Pin Length		Inner Plates Height	Plate thickness	Transverse Pitch	Minimum tensile strength	Average Tensile Strength	Weight per metre
	P mm	A mm	B mm	C mm	D mm	E mm	F mm	g/G mm	H mm	kN mm	kN mm	kg/m
<b>SIMPLEX</b>												
ASA15*	4.763	2.48	2.38	1.62	6.10	6.90	4.30	0.60	-	1.8	2.0	0.08
ASA25-1*	6.350	3.30	3.18	2.31	7.90	8.40	6.00	0.80	-	3.5	4.6	0.15
ASA35-1*	9.525	5.08	4.77	3.58	12.40	13.17	9.00	1.30	-	7.9	10.8	0.33

**AMERICAN STANDARD ROLLER CHAIN continued**

Part No.	Pitch	Roller Diameter	Width between inner plates	Pin Diameter	Pin Length		Inner Plates Height	Plate thickness	Transverse Pitch	Minimum tensile strength	Average Tensile Strength	Weight per metre
	P mm	A mm	B mm	C mm	D mm	E mm	F mm	g/G mm	H mm	kN mm	kN mm	kg/m
<b>SIMPLEX</b>												
ASA41-1*	12.700	7.77	6.25	3.58	13.75	15.00	9.91	1.30	-	6.7	12.6	0.41
ASA40-1*	12.700	7.95	7.85	3.96	16.60	17.80	12.00	1.50	-	14.1	17.5	0.62
ASA50-1*	15.875	10.16	9.40	5.08	20.70	22.20	15.09	2.03	-	22.2	29.4	1.02
ASA60-1	19.050	11.91	12.57	5.94	25.90	27.70	18.00	2.42	-	31.8	41.5	1.50
ASA80-1	25.400	15.88	15.75	7.92	32.70	35.00	24.00	3.25	-	56.7	69.4	2.60
ASA100-1	31.750	19.05	18.90	9.53	40.40	44.70	30.00	4.00	-	88.5	109.2	3.91
ASA120-1	38.100	22.23	25.22	11.10	50.30	54.30	35.70	4.80	-	127.0	156.3	5.62
ASA140-1	44.450	25.40	25.22	12.70	54.40	59.00	41.00	5.60	-	172.4	212.0	7.50
ASA160-1	50.800	28.58	32.55	14.27	64.80	69.60	47.80	6.40	-	226.8	278.9	10.10
ASA180-1	57.150	35.71	35.48	17.46	72.80	78.60	53.60	7.20	-	280.2	341.8	13.45
ASA200-1	63.500	39.68	37.85	19.85	80.30	87.20	60.00	8.00	-	353.8	431.6	16.15
ASA240-1	76.200	47.63	47.35	23.81	95.50	103.00	72.39	9.50	-	510.3	622.5	23.20
<b>DUPLEX</b>												
ASA25-2*	6.350	3.30	3.18	2.31	14.50	15.00	6.00	0.80	6.40	7.0	8.6	0.28
ASA35-2*	9.525	5.08	4.77	3.58	22.50	23.30	9.00	1.30	10.13	15.8	19.7	0.63
ASA41-2	12.700	7.77	6.25	3.58	25.70	26.90	9.91	1.30	11.95	13.3	16.9	0.81
ASA40-2	12.700	7.95	7.85	3.96	31.00	32.20	12.00	1.50	14.38	28.2	35.9	1.12
ASA50-2	15.875	10.16	9.40	5.08	38.90	40.40	15.09	2.03	18.11	44.4	58.1	2.00
ASA60-2	19.050	11.91	12.57	5.94	48.80	50.50	18.00	2.42	22.78	63.6	82.1	2.92
ASA80-2	25.400	15.88	15.75	7.92	62.70	64.30	24.00	3.25	29.29	113.4	141.8	5.15
ASA100-2	31.750	19.05	18.90	9.53	76.40	80.50	30.00	4.00	35.76	177.0	219.4	7.80
ASA120-2	38.100	22.23	25.22	11.10	95.80	99.70	35.70	4.80	45.44	254.0	314.9	11.70
ASA140-2	44.450	25.40	25.22	12.70	103.30	107.90	41.00	5.60	48.87	344.8	427.5	15.14
ASA160-2	50.800	28.58	31.55	14.27	123.30	128.10	47.80	6.40	58.55	453.6	562.4	20.14
ASA180-2	57.150	35.71	35.48	17.46	138.60	144.40	53.60	7.20	65.84	560.5	695.0	29.22
ASA200-2	63.500	39.68	37.85	19.85	151.90	158.80	60.00	8.00	71.55	707.6	877.4	32.24
ASA240-2	76.200	47.63	47.35	23.81	183.40	190.80	72.39	9.50	87.83	1020.6	1255.3	45.23
<b>TRIPLEX</b>												
ASA25-3*	6.350	3.30	3.18	2.31	21.00	21.50	6.00	0.80	6.40	10.5	12.6	0.44
ASA35-3*	9.525	5.08	4.77	3.58	32.70	33.50	9.00	1.30	10.13	23.7	28.6	1.05
ASA40-3	12.700	7.95	7.85	3.96	45.40	46.60	12.00	1.50	14.38	42.3	50.0	1.90
ASA50-3	15.875	10.16	9.40	5.08	57.00	58.50	15.09	2.03	18.11	66.6	77.8	3.09
ASA60-3	19.050	11.91	12.57	5.94	71.50	73.30	18.00	2.42	22.78	95.4	111.1	4.54
ASA80-3	25.400	15.88	15.75	7.92	91.70	93.60	24.00	3.25	29.29	170.1	198.4	7.89
ASA100-3	31.750	19.05	18.90	9.53	112.20	116.30	30.00	4.00	35.76	265.5	309.6	11.77
ASA120-3	38.100	22.23	25.22	11.10	141.40	145.20	35.70	4.80	45.44	381.0	437.2	17.53
ASA140-3	44.450	25.40	25.22	12.70	152.20	156.80	41.00	5.60	48.87	517.2	593.3	22.20
ASA160-3	50.800	28.58	31.55	14.27	181.80	186.60	47.80	6.40	58.55	680.4	780.6	30.02
ASA180-3	57.150	35.71	35.48	17.46	204.40	210.20	53.60	7.20	65.84	840.7	983.6	38.22
ASA200-3	63.500	39.68	37.85	19.85	223.50	230.40	60.00	8.00	71.55	1061.4	1217.8	49.03
ASA240-3	76.200	47.63	47.35	23.81	271.30	278.60	72.39	9.50	87.83	1530.9	1756.5	71.60

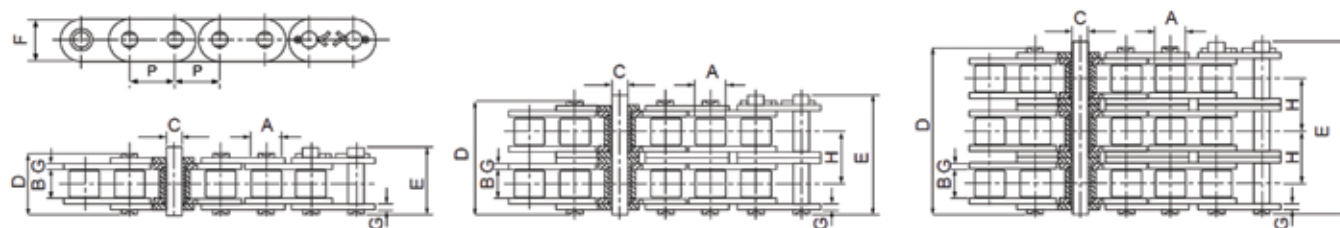




**AMERICAN STANDARD HEAVY DUTY ROLLER CHAIN**

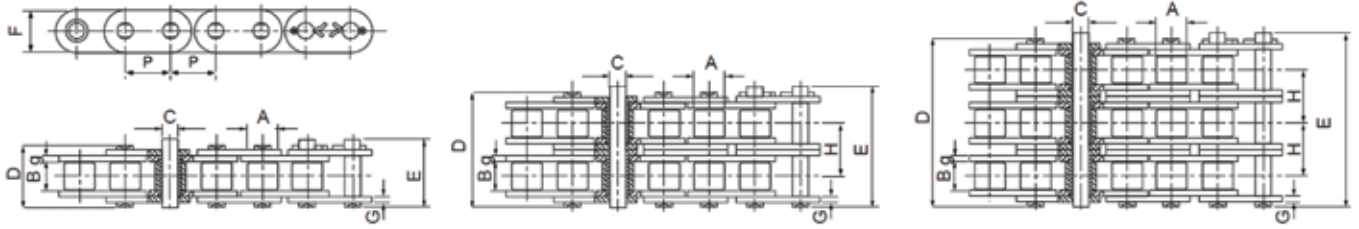
Part No.	Pitch	Roller Diameter	Width between inner plates	Pin Diameter	Pin Length		Inner Plates Height	Plate thickness	Transverse Pitch	Minimum tensile strength	Average Tensile Strength	Weight per metre
	P mm	A mm	B mm	C mm	D mm	E mm	F mm	g/G mm	H mm	kN mm	kN mm	kg/m
<b>SIMPLEX</b>												
ASA40H-1	12.700	7.95	7.85	3.96	18.80	19.90	12.00	2.03	-	14.10	19.10	0.62
ASA50H-1	15.875	10.16	9.40	5.08	22.10	23.40	15.09	2.42	-	22.20	30.20	1.25
ASA60H-1	19.050	11.91	12.57	5.94	29.20	31.00	18.00	3.25	-	31.80	42.70	1.87
ASA80H-1	25.400	15.88	15.75	7.92	36.20	37.70	24.00	4.00	-	56.70	71.40	3.10
ASA100H-1	31.750	19.05	18.90	9.53	43.60	46.90	30.00	4.80	-	88.50	112.40	4.52
ASA120H-1	38.100	22.23	25.22	11.10	53.50	57.50	35.70	5.60	-	127.00	160.90	6.60
ASA140H-1	44.450	25.40	25.22	12.70	57.60	62.20	41.00	6.40	-	172.40	217.30	8.30
ASA160H-1	50.800	28.58	31.55	14.27	68.20	73.00	47.80	7.20	-	226.80	285.80	10.30
ASA200H-1	63.500	39.68	37.85	19.85	86.60	93.50	60.00	9.50	-	353.80	444.50	19.16
<b>DUPLEX</b>												
ASA60H-2	19.050	11.91	12.57	5.94	55.30	57.10	18.00	3.25	26.11	63.60	84.50	3.71
ASA80H-2	25.400	15.88	15.75	7.92	68.80	70.30	24.00	4.00	32.59	113.40	145.30	6.15
ASA100H-2	31.750	19.05	18.90	9.53	82.70	86.00	30.00	4.80	39.09	177.00	225.90	9.03
ASA120H-2	38.100	22.23	25.22	11.10	102.40	106.40	35.70	5.60	48.87	254.00	322.70	13.13
ASA140H-2	44.450	25.40	25.22	12.70	109.80	114.40	41.00	6.40	52.20	344.00	437.70	16.60
ASA160H-2	50.800	28.58	31.55	14.27	130.10	134.90	47.80	7.20	61.90	453.60	571.60	20.20
ASA200H-2	63.500	39.68	37.85	19.85	164.90	171.80	60.00	9.50	78.31	707.60	894.90	38.11
<b>TRIPLEX</b>												
ASA60H-3	19.050	11.91	12.57	5.94	81.40	83.20	18.00	3.25	26.11	95.40	113.90	5.54
ASA80H-3	25.400	15.88	15.75	7.92	101.40	102.90	24.00	4.00	32.59	170.10	203.50	9.42
ASA100H-3	31.750	19.05	18.90	9.53	121.80	125.10	30.00	4.80	39.09	265.50	314.80	12.96
ASA120H-3	38.100	22.23	25.22	11.10	151.20	155.20	35.70	5.60	48.87	381.00	444.70	19.64
ASA140H-3	44.450	25.40	25.22	12.70	162.00	166.60	41.00	6.40	52.20	517.20	598.40	24.90
ASA160H-3	50.800	28.58	31.55	14.27	192.00	196.80	47.80	7.20	61.90	680.40	787.30	30.10
ASA200H-3	63.500	39.68	37.85	19.85	243.20	250.10	60.00	9.50	78.31	1061.40	1228.20	57.06

\* Denotes straight side plates



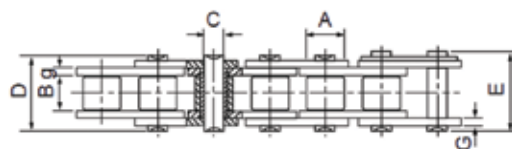
**AMERICAN STANDARD STRAIGHT SIDED PLATE ROLLER CHAIN**

Part No.	Pitch	Roller Diameter	Width between inner plates	Pin Diameter	Pin Length		Inner Plates Height	Plate thickness	Transverse Pitch	Minimum tensile strength	Average Tensile Strength	Weight per metre
	P mm	A mm	B mm	C mm	D mm	E mm	F mm	g/G mm	H mm	kN mm	kN mm	kg/m
<b>SIMPLEX</b>												
ASA40-1C	12.700	7.95	7.85	3.96	16.60	18.80	12.00	1.50	-	14.10	17.50	0.73
ASA50-1C	15.875	10.16	9.40	5.08	20.70	23.30	15.09	2.03	-	22.20	29.40	1.23
ASA60-1C	19.050	11.91	12.57	5.94	25.90	28.30	18.0/18.2	2.42	-	31.80	41.50	1.81/1.83
ASA80-1C	25.400	15.88	15.75	7.92	32.70	36.50	24.00	3.25	-	56.70	69.40	3.09
ASA100-1C	31.750	19.05	18.90	9.53	40.40	44.70	30.00	4.00	-	88.50	109.20	4.56
ASA120-1C	38.100	22.23	25.22	11.10	50.30	54.30	35.70	4.80	-	127.00	156.30	6.86
ASA140-1C	44.450	25.40	25.22	12.70	54.40	59.00	41.00	5.60	-	172.40	212.00	8.49
ASA160-1C	50.800	28.58	31.55	14.27	64.80	69.60	47.80	6.40	-	226.80	278.90	11.50
<b>DUPLEX</b>												
ASA40-2C	12.700	7.95	7.85	3.96	31.00	33.20	12.00	1.50	14.38	28.20	35.90	1.43
ASA50-2C	15.875	10.16	9.40	5.08	38.90	41.40	15.09	2.03	18.11	44.40	58.10	2.42
ASA60-2C	19.050	11.91	12.57	5.94	48.80	51.10	18.0/18.2	2.42	22.78	63.60	82.10	3.58/3.62
ASA80-2C	25.400	15.88	15.75	7.92	62.70	65.80	24.00	3.25	29.29	113.40	141.80	6.12
ASA100-2C	31.750	19.05	18.90	9.53	76.40	80.50	30.00	4.00	35.76	177.00	219.40	9.08
ASA120-2C	38.100	22.23	25.22	11.10	95.80	99.70	35.70	4.80	45.44	254.00	314.90	13.60
ASA140-2C	44.450	25.40	25.22	12.70	103.30	107.90	41.00	5.60	48.87	344.80	427.50	16.86
ASA160-2C	50.800	28.58	31.55	14.27	123.30	128.10	47.80	6.40	58.55	453.60	562.40	22.90
<b>TRIPLEX</b>												
ASA40-3C	12.700	7.95	7.85	3.96	45.40	47.60	12.00	1.50	14.38	42.30	50.00	2.14
ASA50-3C	15.875	10.16	9.40	5.08	57.00	59.50	15.09	2.03	18.11	18.11	77.80	3.62
ASA60-3C	19.050	11.91	12.57	5.94	71.50	73.90	18.0/18.2	2.42	22.78	22.78	111.10	5.36/5.41
ASA80-3C	25.400	15.88	15.75	7.92	91.70	95.10	24.00	3.25	29.29	29.29	198.40	9.10
ASA100-3C	31.750	19.05	18.90	9.53	112.20	116.30	30.00	4.00	35.76	35.76	309.60	13.60
ASA120-3C	38.100	22.23	25.22	11.10	141.40	145.20	35.70	4.80	45.44	45.44	437.20	20.43
ASA140-3C	44.450	25.40	25.22	12.70	152.20	156.80	41.00	5.60	48.87	48.87	593.30	25.23
ASA160-3C	50.800	28.58	31.55	14.27	181.80	186.60	47.80	6.40	58.55	58.55	780.60	34.19



**BRITISH STANDARD STRAIGHT SIDED PLATE ROLLER CHAIN**

Part No.	Pitch	Roller Diameter	Width between inner plates	Pin Diameter	Pin Length		Inner Plates Height	Plate thickness	Transverse Pitch	Minimum tensile strength	Average Tensile Strength	Weight per metre
	P mm	A mm	B mm	C mm	D mm	E mm	F mm	g/G mm	H mm	kN mm	kN mm	kg/m
<b>SIMPLEX</b>												
08B-1C	12.700	8.51	7.75	4.45	16.70	18.20	11.80	1.60	-	18.00	19.50	0.80
10B-1C	15.875	10.16	9.65	5.08	19.50	20.90	14.70	1.70	-	22.40	27.90	1.06
12B-1C	19.050	12.07	11.68	5.72	22.50	25.20	16.00	1.85	-	29.00	32.20	1.32
16B-1C	25.400	15.88	17.02	8.28	36.10	39.10	21.0/24.0	4.15/3.1	-	60.00	72.80	3.08/3.49
20B-1C	31.750	19.05	19.56	10.19	41.30	45.00	26.40	4.5/3.5	-	95.00	106.70	4.16
24B-1C	38.100	25.40	25.40	14.63	53.40	57.80	33.20	6.0/4.8	-	160.00	178.00	7.47
28B-1C	44.500	27.94	30.99	15.90	65.10	69.50	36.70	7.5/6.0	-	200.00	222.00	9.90
32B-1C	50.800	29.21	30.99	17.81	66.00	71.00	42.00	7.0/6.0	-	250.00	277.50	10.45
<b>DUPLEX</b>												
08B-2C	12.700	8.51	7.75	4.45	31.20	32.20	11.80	1.60	13.92	32.00	38.70	1.45
10B-2C	15.875	10.16	9.65	5.08	36.10	37.50	14.70	1.70	16.59	44.50	57.80	2.00
12B-2C	19.050	12.07	11.68	5.72	42.00	44.70	16.00	1.85	19.46	57.80	66.10	2.62
16B-2C	25.400	15.88	17.02	8.28	68.00	71.00	21.0/24.0	4.15/3.1	31.88	106.00	133.00	6.10/6.92
20B-2C	31.750	19.05	19.56	10.19	77.80	81.50	26.40	4.5/3.5	36.45	170.00	211.20	8.23
24B-2C	38.100	25.40	25.40	14.63	101.70	106.20	33.20	6.0/4.8	48.36	280.00	319.20	14.77
28B-2C	44.500	27.94	30.99	15.90	124.60	129.10	36.70	7.5/6.0	59.56	360.00	406.80	19.82
32B-2C	50.800	29.21	30.99	17.81	124.60	129.60	42.00	7.0/6.0	58.55	450.00	508.50	20.94
<b>TRIPLEX</b>												
08B-3C	12.700	8.51	7.75	4.45	45.10	46.10	11.80	1.60	13.92	47.50	57.80	2.10
10B-3C	15.875	10.16	9.65	5.08	52.70	54.10	14.70	1.70	16.59	66.70	84.50	2.87
12B-3C	19.050	12.07	11.68	5.72	61.50	64.20	16.00	1.85	19.46	86.70	101.80	3.89
16B-3C	25.400	15.88	17.02	8.28	99.80	102.90	21.0/24.0	4.15/3.1	31.88	160.00	203.70	9.12/10.34
20B-3C	31.750	19.05	19.56	10.19	114.20	117.90	26.40	4.5/3.5	36.45	250.00	290.00	11.34
24B-3C	38.100	25.40	25.40	14.63	150.10	154.60	33.20	6.0/4.8	48.36	425.00	493.00	22.10
28B-3C	44.500	27.94	30.99	15.90	184.20	188.70	36.70	7.5/6.0	59.56	530.00	609.50	29.64
32B-3C	50.800	29.21	30.99	17.81	183.20	188.20	42.00	7.0/6.0	58.55	670.00	750.50	31.27



**STAINLESS STEEL ROLLER CHAIN**

ISO Chain No.	ASA Chain No.	Pitch	Roller Diameter	Width between inner plates	Pin Diameter	Pin Length		Inner Plates Height	Plate thickness	Minimum tensile strength	Average Tensile Strength	Weight per metre
		P mm	A mm	B mm	C mm	D mm	E mm	F mm	g/G mm	kN mm	kN mm	kg/m
	AS*35SS	9.525	5.08	4.77	3.58	12.40	13.17	9.00	1.30	5.50	6.60	0.33
	ASA40SS	12.700	7.95	7.85	3.96	16.60	17.80	12.00	1.50	9.60	10.80	0.63
	ASA50SS	15.875	10.16	9.40	5.08	20.70	22.20	15.09	2.03	15.20	17.20	1.03
	ASA60SS	19.050	11.91	12.57	5.94	25.90	27.70	18.00	2.42	21.70	26.40	1.51
	ASA80SS	25.400	15.88	15.75	7.92	32.70	35.00	24.00	3.25	38.90	46.60	2.62
	ASA100SS	31.750	19.05	18.90	9.53	40.00	44.70	30.00	4.00	60.00	70.20	3.94
04BSS		6.000	4.00	2.80	1.85	6.80	7.80	5.00	0.60	2.00	2.40	0.11
05BSS		8.000	5.00	3.00	2.31	8.20	8.90	7.10	0.80	3.50	4.10	0.20
06BSS*		9.525	6.35	5.72	3.28	13.15	14.10	8.20	1.30	6.20	6.80	0.41
08BSS		12.700	8.51	7.75	4.45	16.70	18.20	11.80	1.60	12.00	14.30	0.70
10BSS		15.875	10.16	9.65	5.08	19.50	20.90	14.70	1.70	14.50	17.20	0.94
12BSS		19.050	12.07	11.68	5.72	22.50	24.20	16.00	1.85	18.50	20.90	1.16
16BSS		25.400	15.88	17.02	8.28	36.10	37.40	21.00	4.15/3.1	40.00	47.60	2.73
20BSS		31.750	19.05	19.56	10.19	41.30	45.00	26.40	4.5/3.5	59.00	69.60	3.73


**NICKEL PLATED ROLLER CHAIN**

ISO Chain No.	ASA Chain No.	Pitch	Roller Diameter	Width between inner plates	Pin Diameter	Pin Length		Inner Plates Height	Plate thickness	Minimum tensile strength	Average Tensile Strength	Weight per metre
		P mm	A mm	B mm	C mm	D mm	E mm	F mm	g/G mm	kN mm	kN mm	kg/m
-	25NP*	6.350	3.30	3.18	2.31	7.90	8.40	6.00	0.80	3.50	4.60	0.15
-	35NP*	9.525	5.08	4.77	3.58	12.40	13.17	9.00	1.30	7.90	10.80	0.33
-	41NP	12.700	7.77	6.25	3.58	13.75	15.00	9.91	1.30	6.67	12.60	0.41
-	40NP	12.700	7.95	7.85	3.96	16.60	17.80	12.00	1.50	14.10	17.50	0.62
-	50NP	15.875	10.16	9.40	5.08	20.70	22.20	15.09	2.03	22.20	29.40	1.02
-	60NP	19.050	11.91	12.57	5.94	25.90	27.70	18.00	2.42	31.80	41.50	1.50
-	80NP	24.400	15.88	15.75	7.92	32.70	35.00	24.00	3.25	56.70	69.40	2.60
-	100NP	31.750	19.05	18.90	9.53	40.40	44.70	30.00	4.00	88.50	109.20	3.91
04BNP	-	6.000	4.00	2.80	1.85	6.80	7.80	5.00	0.60	3.00	3.20	0.11
05BNP	-	8.000	5.00	3.00	2.31	8.20	8.90	7.10	0.80	5.00	5.90	0.20
06BNP*	-	9.525	6.35	5.72	3.28	13.15	14.10	8.20	1.30	9.00	10.40	0.41
08BNP	-	12.700	8.51	7.75	4.45	16.70	18.20	11.80	1.60	18.00	19.40	0.69
10BNP	-	15.875	10.16	9.65	5.08	19.50	20.90	14.70	1.70	22.40	27.50	0.93
12BNP	-	19.050	12.07	11.68	5.72	22.50	24.20	16.00	1.85	29.00	32.20	1.15
16BNP	-	25.400	15.88	17.02	8.28	36.10	37.40	21.00	4.15/3.1	60.00	72.80	2.71
20BNP	-	31.750	19.05	19.56	10.19	41.30	45.00	26.40	4.5/3.5	95.00	106.70	3.70

ZINC PLATED ROLLER CHAIN

ISO Chain No.	ASA Chain No.	Pitch	Roller Diameter	Width between inner plates	Pin Diameter	Pin Length		Inner Plates Height	Plate thickness	Minimum tensile strength	Average Tensile Strength	Weight per metre
		P mm	A mm	B mm	C mm	D mm	E mm	F mm	g/G mm	kN mm	kN mm	kg/m
-	25ZP*	6.350	3.30	3.18	2.31	7.90	8.40	6.00	0.80	3.50	4.60	0.14
-	35ZP*	9.525	5.08	4.77	3.58	12.40	13.17	9.00	1.30	7.90	10.80	0.33
-	41ZP	12.700	7.77	6.25	3.58	13.75	15.00	9.91	1.30	6.67	12.60	0.41
-	40ZP	12.700	7.95	7.85	3.96	16.60	17.80	12.00	1.50	14.10	17.50	0.62
-	50ZP	15.875	10.16	9.40	5.08	20.70	22.20	15.09	2.03	22.20	29.40	1.02
-	60ZP	19.050	11.91	12.57	5.94	25.90	27.70	18.00	2.42	31.80	41.50	1.50
-	80ZP	24.400	15.88	15.75	7.92	32.70	35.00	24.00	3.25	56.70	69.40	2.60
-	100ZP	31.750	19.05	18.90	9.53	40.40	44.70	30.00	4.00	88.50	109.20	3.91
04BZP	-	6.000	4.00	2.80	1.85	6.80	7.80	5.00	0.60	3.00	3.20	0.11
05BZP	-	8.000	5.00	3.00	2.31	8.20	8.90	7.10	0.80	5.00	5.90	0.20
06BZP*	-	9.525	6.35	5.72	3.28	13.15	14.10	8.20	1.30	9.00	10.40	0.41
08BZP	-	12.700	8.51	7.75	4.45	16.70	18.20	11.80	1.60	18.00	19.40	0.69
10BZP	-	15.875	10.16	9.65	5.08	19.50	20.90	14.70	1.70	22.40	27.50	0.93
12BZP	-	19.050	12.07	11.68	5.72	22.50	24.20	16.00	1.85	29.00	32.20	1.15
16BZP	-	25.400	15.88	17.02	8.28	36.10	37.40	21.00	4.15/3.1	60.00	72.80	2.71
20BZP	-	31.750	19.05	19.56	10.19	41.30	45.00	26.40	4.5/3.5	95.00	106.70	3.70

\* Denotes straight side plates



## **Dunlop BTL Ltd**

European Distribution Centre  
MPT House  
Brunswick Road  
Cobbs Wood Industrial Estate  
Ashford, Kent. UK  
TN23 1EL

## **Contact us**

-  +44 (0)1233 663340
-  +44 (0)1233 664440
-  [sales@dunlopctl.com](mailto:sales@dunlopctl.com)
-  [www.dunlopctl.com](http://www.dunlopctl.com)

## **Manufacturing Facilities**

UNITED KINGDOM

FRANCE

GERMANY

ITALY

SPAIN

POLAND

CZECH REPUBLIC

SLOVAKIA

SERBIA

CHINA

USA



**TRANSMISSIONS**



DUNLOP BTL Ltd, MPT House, Brunswick Road, Cobbs Wood Industrial Estate, Ashford, Kent TN23 1EL, UK  
T: +44 (0)1233 663340 • F: +44 (0)1233 664440 • E: [sales@dunlopctl.com](mailto:sales@dunlopctl.com) • W: [www.dunlopctl.com](http://www.dunlopctl.com)

DUNLOP™ and the Flying D device™ are used under licence by DUNLOP BTL Ltd.